

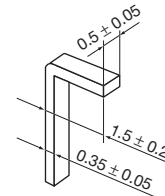
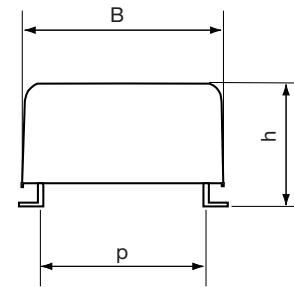
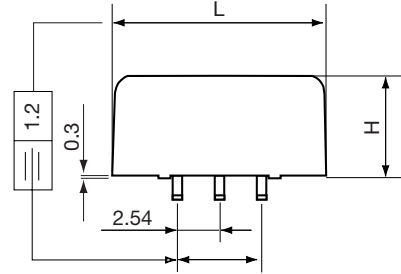
- Metallized polyester (PET) SMD in DIL
- Low ESR and ESL
- Three and four pole connection possible
- Good temperature stability
- No voltage dependence of capacitance and dissipation factor

TYPICAL APPLICATIONS

High frequency switched mode power supplies and DC-DC converters. Input/output filtering.

CONSTRUCTION

DIL metallized polyester (PET) film capacitor for surface mounting. Encapsulation in self-extinguishing material meeting the requirements of UL 94V-0.



Detail of a lead

TECHNICAL DATA

Rated voltage U_R VDC	50	100	250	400	630
Rated voltage U_R VAC	30	63	160	200	220
Capacitance range, μF	0.033 - 15	0.033 - 10	0.033 - 1.5	0.033 - 0.47	0.033 - 0.18

Capacitance tolerance $\pm 10\%$, $\pm 5\%$, other tolerances on request

Category temperature range -55 to $+125^\circ\text{C}$

Rated temperature $+85^\circ\text{C}$

Voltage derating The rated voltage is decreased with $1.25\%/^\circ\text{C}$ from $+85^\circ\text{C}$

Climatic category 55/125/56

Test voltage $1.6 \times U_R$, 60s

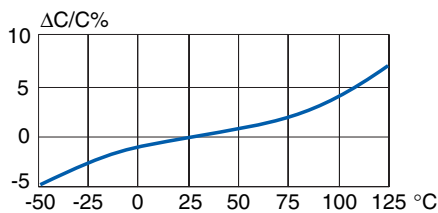
Insulation resistance Minimum value between terminals Measured at $+20^\circ\text{C}$ according to IEC 60384-2

	$C \leq 0.33 \mu\text{F}$	$C > 0.33 \mu\text{F}$
$U_R \leq 100 \text{ V}$	15 000 M Ω	5 000 s
$U_R > 100 \text{ V}$	30 000 M Ω	10 000 s

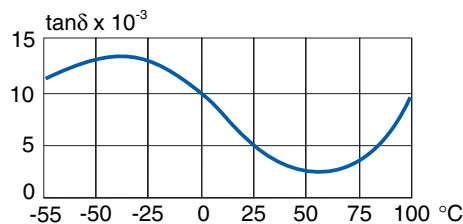
Dissipation factor Maximum values at $+23^\circ\text{C}$

	$C \leq 0.1 \mu\text{F}$	$0.1 < C \leq 3.3 \mu\text{F}$	$3.3 < C < 10 \mu\text{F}$	$C \geq 10 \mu\text{F}$
1 kHz	0.8 %	0.8 %	0.8 %	0.8 %
10 kHz	1.5 %	1.5 %	1.5 %	2.0 %
100 kHz	2.5 %	5.0 %	—	—

Self inductancy Approximately 4 nH



Typical capacitance vs temperature at 1 kHz

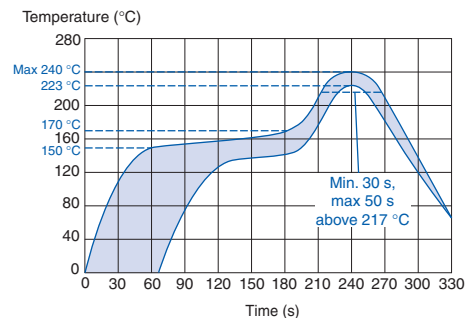


Typical dissipation factor vs temperature at 1 kHz

RECOMMENDED SOLDERING CONDITIONS

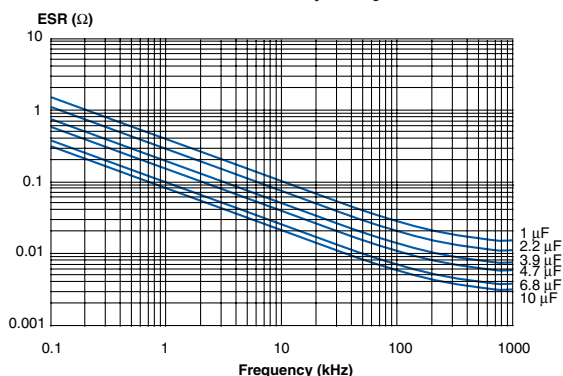
Reflow soldering temperature measured on the top body surface of the component

Preheating temperature should be less than 170°C. The time above 217°C should be less than 50 s. The peak temperature must not exceed 240°C. This series for Lead Free soldering process is partly under development. Please consult manufacturer.

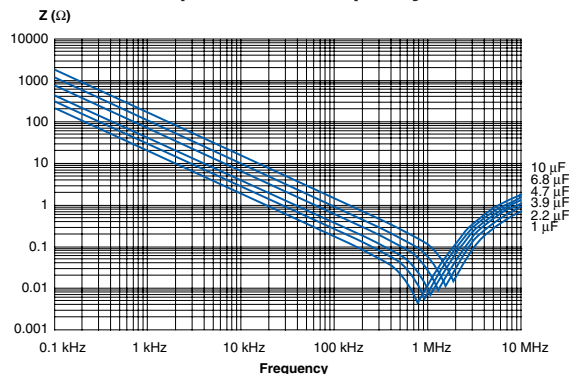


TYPICAL DATA

ESR vs. frequency



Impedance vs. frequency



Maximum RMS voltage U_{RMS} (V) vs. frequency

Value	Rated voltage	Case size	1 kHz	10 kHz	100 kHz	500 kHz	1 MHz
1.0 μ F	250 V	A57	150.0	36.0	9.2	2.9	1.3
2.2 μ F	100 V	A52	50.0	25.0	5.0	1.2	0.6
3.9 μ F	100 V	A52	50.0	18.0	4.0	1.0	0.3
4.7 μ F	100 V	A54	50.0	16.0	3.5	0.7	0.2
6.8 μ F	100 V	A57	50.0	15.5	2.2	0.5	0.2
10 μ F	100 V	A58	50.0	15.0	2.0	0.4	0.2

Maximum RMS current I_{RMS} (A) vs. frequency

Value	Rated voltage	Case size	1 kHz	10 kHz	100 kHz	500 kHz	1 MHz
1.0 μ F	250 V	A57	1.0	2.2	5.5	9.0	10.0
2.2 μ F	100 V	A52	1.5	2.3	6.0	7.5	10.0
3.9 μ F	100 V	A52	2.0	4.0	10.0	11.0	11.5
4.7 μ F	100 V	A54	2.0	4.5	10.0	12.5	12.5
6.8 μ F	100 V	A57	3.0	6.0	11.0	13.0	13.5
10 μ F	100 V	A58	4.0	9.0	13.0	14.0	14.5

ORDERING INFORMATION

See article table and page 10 for options and article code construction.

MARKING

- EVOX
- Rated capacitance according to IEC 60062
- Capacitance tolerance code
- Rated voltage
- Capacitor family code MDC

ARTICLE TABLE

Capacitance µF	Dimensions in mm				ESR 500kHz mΩ	Article code
	B	H	L	h1		
50 VDC/30 VAC						
LEAD SPACING 10 MM						
0.033	12.2	6.05	11.0	7.75	390	MDC10 333K50A52P3 TUBE
0.039	12.2	6.05	11.0	7.75	330	MDC10 393K50A52P3 TUBE
0.047	12.2	6.05	11.0	7.75	270	MDC10 473K50A52P3 TUBE
0.056	12.2	6.05	11.0	7.75	230	MDC10 563K50A52P3 TUBE
0.068	12.2	6.05	11.0	7.75	190	MDC10 683K50A52P3 TUBE
0.082	12.2	6.05	11.0	7.75	160	MDC10 823K50A52P3 TUBE
0.10	12.2	6.05	11.0	7.75	130	MDC10 104K50A52P3 TUBE
0.12	12.2	6.05	11.0	7.75	110	MDC10 124K50A52P3 TUBE
0.15	12.2	6.05	11.0	7.75	85	MDC10 154K50A52P3 TUBE
0.18	12.2	6.05	11.0	7.75	70	MDC10 184K50A52P3 TUBE
0.22	12.2	6.05	11.0	7.75	58	MDC10 224K50A52P3 TUBE
0.27	12.2	6.05	11.0	7.75	47	MDC10 274K50A52P3 TUBE
0.33	12.2	6.05	11.0	7.75	39	MDC10 334K50A52P3 TUBE
0.39	12.2	6.05	11.0	7.75	33	MDC10 394K50A52P3 TUBE
0.47	12.2	6.05	11.0	7.75	30	MDC10 474K50A52P3 TUBE
0.56	12.2	6.05	11.0	7.75	26	MDC10 564K50A52P3 TUBE
0.68	12.2	6.05	11.0	7.75	21	MDC10 684K50A52P3 TUBE
0.82	12.2	6.05	11.0	7.75	18	MDC10 824K50A52P3 TUBE
1.0	12.2	6.05	11.0	7.75	15	MDC10 105K50A52P3 TUBE
1.2	12.2	6.05	11.0	7.75	14	MDC10 125K50A52P3 TUBE
1.5	12.2	6.05	11.0	7.75	13	MDC10 155K50A52P3 TUBE
1.8	12.2	6.05	11.0	7.75	12	MDC10 185K50A52P3 TUBE
2.2	12.2	6.05	11.0	7.75	11	MDC10 225K50A52P3 TUBE
2.7	12.2	6.05	11.0	7.75	10	MDC10 275K50A52P3 TUBE
3.3	12.2	6.05	11.0	7.75	8	MDC10 335K50A52P3 TUBE
3.9	12.2	6.05	11.0	7.75	7	MDC10 395K50A52P3 TUBE
4.7	12.2	6.05	11.0	7.75	6	MDC10 475K50A52P3 TUBE
5.6	12.2	6.05	13.5	7.75	5	MDC10 565K50A54Px TUBE
6.8	12.2	6.05	16.5	7.75	5	MDC10 685K50A55Pz TUBE
8.2	12.7	9.0	23.0	10.7	4	MDC10 825K50A57Py TUBE
10	12.7	9.0	23.0	10.7	3	MDC10 106K50A57Py TUBE
12	12.7	11.0	23.0	12.5	3	MDC10 126K50A58Py TUBE
15	12.7	11.0	23.0	12.5	3	MDC10 156K50A58Py TUBE

LEAD SPACING 15 MM

0.033	16.5	6.05	11.0	7.75	390	MDC15 333K50B53P3 TUBE
0.039	16.5	6.05	11.0	7.75	330	MDC15 393K50B53P3 TUBE
0.047	16.5	6.05	11.0	7.75	270	MDC15 473K50B53P3 TUBE
0.056	16.5	6.05	11.0	7.75	230	MDC15 563K50B53P3 TUBE
0.068	16.5	6.05	11.0	7.75	190	MDC15 683K50B53P3 TUBE
0.082	16.5	6.05	11.0	7.75	160	MDC15 823K50B53P3 TUBE
0.10	16.5	6.05	11.0	7.75	130	MDC15 104K50B53P3 TUBE
0.12	16.5	6.05	11.0	7.75	110	MDC15 124K50B53P3 TUBE
0.15	16.5	6.05	11.0	7.75	85	MDC15 154K50B53P3 TUBE
0.18	16.5	6.05	11.0	7.75	70	MDC15 184K50B53P3 TUBE
0.22	16.5	6.05	11.0	7.75	58	MDC15 224K50B53P3 TUBE
0.27	16.5	6.05	11.0	7.75	47	MDC15 274K50B53P3 TUBE
0.33	16.5	6.05	11.0	7.75	39	MDC15 334K50B53P3 TUBE
0.39	16.5	6.05	11.0	7.75	33	MDC15 394K50B53P3 TUBE
0.47	16.5	6.05	11.0	7.75	30	MDC15 474K50B53P3 TUBE
0.56	16.5	6.05	11.0	7.75	26	MDC15 564K50B53P3 TUBE
0.68	16.5	6.05	11.0	7.75	21	MDC15 684K50B53P3 TUBE
0.82	16.5	6.05	11.0	7.75	18	MDC15 824K50B53P3 TUBE
1.0	16.5	6.05	11.0	7.75	15	MDC15 105K50B53P3 TUBE
1.2	16.5	6.05	11.0	7.75	15	MDC15 125K50B53P3 TUBE
1.5	16.5	6.05	11.0	7.75	13	MDC15 155K50B53P3 TUBE
1.8	16.5	6.05	11.0	7.75	13	MDC15 185K50B53P3 TUBE
2.2	16.5	6.05	11.0	7.75	11	MDC15 225K50B53P3 TUBE
2.7	16.5	6.05	11.0	7.75	11	MDC15 275K50B53P3 TUBE
3.3	16.5	6.05	11.0	7.75	8	MDC15 335K50B53P3 TUBE

Capacitance µF	Dimensions in mm				ESR 500kHz mΩ	Article code
	B	H	L	h1		
50 VDC/30 VAC						
LEAD SPACING 15 MM						
3.9	16.5	6.05	11.0	7.75	8	MDC15 395K50B53P3 TUBE
4.7	16.5	6.05	11.0	7.75	6	MDC15 475K50B53P3 TUBE
5.6	16.5	6.05	11.0	7.75	5	MDC15 565K50B53P3 TUBE
6.8	16.5	6.05	11.0	7.75	5	MDC15 685K50B53P3 TUBE

100 VDC/63 VAC

LEAD SPACING 10 MM

0.033	12.2	6.05	11.0	7.75	390	MDC10 333K100A52P3 TUBE
0.039	12.2	6.05	11.0	7.75	330	MDC10 393K100A52P3 TUBE
0.047	12.2	6.05	11.0	7.75	270	MDC10 473K100A52P3 TUBE
0.056	12.2	6.05	11.0	7.75	230	MDC10 563K100A52P3 TUBE
0.068	12.2	6.05	11.0	7.75	190	MDC10 683K100A52P3 TUBE
0.082	12.2	6.05	11.0	7.75	160	MDC10 823K100A52P3 TUBE
0.10	12.2	6.05	11.0	7.75	130	MDC10 104K100A52P3 TUBE
0.12	12.2	6.05	11.0	7.75	110	MDC10 124K100A52P3 TUBE
0.15	12.2	6.05	11.0	7.75	85	MDC10 154K100A52P3 TUBE
0.18	12.2	6.05	11.0	7.75	70	MDC10 184K100A52P3 TUBE
0.22	12.2	6.05	11.0	7.75	58	MDC10 224K100A52P3 TUBE
0.27	12.2	6.05	11.0	7.75	47	MDC10 274K100A52P3 TUBE
0.33	12.2	6.05	11.0	7.75	39	MDC10 334K100A52P3 TUBE
0.39	12.2	6.05	11.0	7.75	33	MDC10 394K100A52P3 TUBE
0.47	12.2	6.05	11.0	7.75	30	MDC10 474K100A52P3 TUBE
0.56	12.2	6.05	11.0	7.75	26	MDC10 564K100A52P3 TUBE
0.68	12.2	6.05	11.0	7.75	21	MDC10 684K100A52P3 TUBE
0.82	12.2	6.05	11.0	7.75	18	MDC10 824K100A52P3 TUBE
1.0	12.2	6.05	11.0	7.75	15	MDC10 105K100A52P3 TUBE
1.2	12.2	6.05	11.0	7.75	14	MDC10 125K100A52P3 TUBE
1.5	12.2	6.05	11.0	7.75	13	MDC10 155K100A52P3 TUBE
1.8	12.2	6.05	11.0	7.75	12	MDC10 185K100A52P3 TUBE
2.2	12.2	6.05	11.0	7.75	11	MDC10 225K100A52P3 TUBE
2.7	12.2	6.05	11.0	7.75	10	MDC10 275K100A52P3 TUBE *
3.3	12.2	6.05	11.0	7.75	8	MDC10 335K100A52P3 TUBE *
3.9	12.2	6.05	11.0	7.75	7	MDC10 395K100A52P3 TUBE *
4.7	12.2	6.05	13.5	7.75	6	MDC10 475K100A54Px TUBE *
4.7	12.7	9.0	14.0	10.5	6	MDC10 475K100A53Px TR32 *
5.6	12.2	6.05	16.5	7.75	5	MDC10 565K100A55Pz TUBE *
6.8	12.7	9.0	23.0	10.7	5	MDC10 685K100A57Py TUBE
8.2	12.7	11.0	23.0	12.5	4	MDC10 825K100A58Py TUBE
10	12.7	11.0	23.0	12.5	3	MDC10 106K100A58Py TUBE

LEAD SPACING 15 MM

0.033	16.5	6.05	11.0	7.75	390	MDC15 333K100B53P3 TUBE
0.039	16.5	6.05	11.0	7.75	330	MDC15 393K100B53P3 TUBE
0.047	16.5	6.05	11.0	7.75	270	MDC15 473K100B53P3 TUBE
0.056	16.5	6.05	11.0	7.75	230	MDC15 563K100B53P3 TUBE
0.068	16.5	6.05	11.0	7.75	190	MDC15 683K100B53P3 TUBE
0.082	16.5	6.05	11.0	7.75	160	MDC15 823K100B53P3 TUBE
0.10	16.5	6.05	11.0	7.75	130	MDC15 104K100B53P3 TUBE
0.12	16.5	6.05	11.0	7.75	110	MDC15 124K100B53P3 TUBE
0.15	16.5	6.05	11.0	7.75	85	MDC15 154K100B53P3 TUBE
0.18	16.5	6.05	11.0	7.75	70	MDC15 184K100B53P3 TUBE
0.22	16.5	6.05	11.0	7.75	58	MDC15 224K100B53P3 TUBE
0.27	16.5	6.05	11.0	7.75	47	MDC15 274K100B53P3 TUBE
0.33	16.5	6.05	11.0	7.75	39	MDC15 334K100B53P3 TUBE
0.39	16.5	6.05	11.0	7.75	39	MDC15 394K100B53P3 TUBE
0.47	16.5	6.05	11.0	7.75	30	MDC15 474K100B53P3 TUBE
0.56	16.5	6.05	11.0	7.75	26	MDC15 564K100B53P3 TUBE

* 100 VDC/35 VAC

ARTICLE TABLE

Capacitance μF	Dimensions in mm				ESR 500kHz $\text{m}\Omega$	Article code
	B	H	L	h1		
100 VDC/63 VAC						
LEAD SPACING 15 MM						
0.68	16.5	6.05	11.0	7.75	21	MDC15 684K100B53P3 TUBE
0.82	16.5	6.05	11.0	7.75	18	MDC15 824K100B53P3 TUBE
1.0	16.5	6.05	11.0	7.75	15	MDC15 105K100B53P3 TUBE
1.2	16.5	6.05	11.0	7.75	15	MDC15 125K100B53P3 TUBE
1.5	16.5	6.05	11.0	7.75	13	MDC15 155K100B53P3 TUBE
1.8	16.5	6.05	11.0	7.75	13	MDC15 185K100B53P3 TUBE
2.2	16.5	6.05	11.0	7.75	11	MDC15 225K100B53P3 TUBE
2.7	16.5	6.05	11.0	7.75	11	MDC15 275K100B53P3 TUBE
3.3	16.5	6.05	11.0	7.75	8	MDC15 335K100B53P3 TUBE
3.9	16.5	6.05	11.0	7.75	8	MDC15 395K100B53P3 TUBE
4.7	16.5	6.05	11.0	7.75	6	MDC15 475K100B53P3 TUBE *
5.6	16.5	6.05	12.2	7.75	5	MDC15 565K100B55Px TUBE

250 VDC/160 VAC**LEAD SPACING 10 MM**

0.033	12.2	6.05	11.0	7.75	390	MDC10 333K250A52P3 TUBE
0.039	12.2	6.05	11.0	7.75	330	MDC10 393K250A52P3 TUBE
0.047	12.2	6.05	11.0	7.75	270	MDC10 473K250A52P3 TUBE
0.056	12.2	6.05	11.0	7.75	230	MDC10 563K250A52P3 TUBE
0.068	12.2	6.05	11.0	7.75	190	MDC10 683K250A52P3 TUBE
0.082	12.2	6.05	11.0	7.75	160	MDC10 823K250A52P3 TUBE
0.10	12.2	6.05	11.0	7.75	130	MDC10 104K250A52P3 TUBE
0.12	12.2	6.05	11.0	7.75	130	MDC10 124K250A52P3 TUBE
0.15	12.2	6.05	11.0	7.75	130	MDC10 154K250A52P3 TUBE
0.18	12.2	6.05	11.0	7.75	70	MDC10 184K250A52P3 TUBE
0.22	12.2	6.05	11.0	7.75	58	MDC10 224K250A52P3 TUBE
0.27	12.2	6.05	11.0	7.75	47	MDC10 274K250A52P3 TUBE
0.33	12.2	6.05	11.0	7.75	39	MDC10 334K250A52P3 TUBE
0.39	12.2	6.05	11.0	7.75	33	MDC10 394K250A52P3 TUBE
0.47	12.2	6.05	11.0	7.75	30	MDC10 474K250A52P3 TUBE
0.56	12.2	6.05	13.5	7.75	26	MDC10 564K250A54Px TUBE
0.68	12.2	6.05	16.5	7.75	21	MDC10 684K250A55Pz TUBE
0.82	12.7	9.0	23.0	10.7	18	MDC10 824K250A57Py TUBE
1.0	12.7	9.0	23.0	10.7	15	MDC10 105K250A57Py TUBE
1.2	12.7	11.0	23.0	12.5	14	MDC10 125K250A58Py TUBE
1.5	12.7	11.0	23.0	12.5	13	MDC10 155K250A58Py TUBE

LEAD SPACING 15 MM

0.033	16.5	6.05	11.0	7.75	390	MDC15 333K250B53P3 TUBE
0.039	16.5	6.05	11.0	7.75	330	MDC15 393K250B53P3 TUBE
0.047	16.5	6.05	11.0	7.75	270	MDC15 473K250B53P3 TUBE
0.056	16.5	6.05	11.0	7.75	230	MDC15 563K250B53P3 TUBE
0.068	16.5	6.05	11.0	7.75	190	MDC15 683K250B53P3 TUBE
0.082	16.5	6.05	11.0	7.75	160	MDC15 823K250B53P3 TUBE
0.10	16.5	6.05	11.0	7.75	130	MDC15 104K250B53P3 TUBE
0.12	16.5	6.05	11.0	7.75	110	MDC15 124K250B53P3 TUBE
0.15	16.5	6.05	11.0	7.75	85	MDC15 154K250B53P3 TUBE
0.18	16.5	6.05	11.0	7.75	70	MDC15 184K250B53P3 TUBE
0.22	16.5	6.05	11.0	7.75	58	MDC15 224K250B53P3 TUBE
0.27	16.5	6.05	11.0	7.75	47	MDC15 274K250B53P3 TUBE
0.33	16.5	6.05	11.0	7.75	39	MDC15 334K250B53P3 TUBE
0.39	16.5	6.05	11.0	7.75	39	MDC15 394K250B53P3 TUBE
0.47	16.5	6.05	11.0	7.75	30	MDC15 474K250B53P3 TUBE
0.56	16.5	6.05	11.0	7.75	26	MDC15 564K250B53P3 TUBE
0.68	16.5	6.05	11.0	7.75	21	MDC15 684K250B53P3 TUBE

* 100 VDC/35 VAC

Statements of suitability for certain applications are based on our knowledge of typical operating conditions for such applications, but are not intended to constitute – and we specifically disclaim – any warranty concerning suitability for a specific customer application or use. This Information is intended for use only by customers who have the requisite experience and capability to determine the correct products for their application. Any technical advice inferred from this Information or otherwise provided by us with reference to the use of our products is given gratis, and we assume no obligation or liability for the advice given or results obtained.

Capacitance μF	Dimensions in mm				ESR 500kHz $\text{m}\Omega$	Article code
	B	H	L	h1		
400 VDC/200 VAC						
LEAD SPACING 10 MM						
0.033	12.2	6.05	11.0	7.75	390	MDC10 333K400A52P3 TUBE
0.039	12.2	6.05	11.0	7.75	330	MDC10 393K400A52P3 TUBE
0.047	12.2	6.05	11.0	7.75	270	MDC10 473K400A52P3 TUBE
0.056	12.2	6.05	11.0	7.75	230	MDC10 563K400A52P3 TUBE
0.068	12.2	6.05	11.0	7.75	190	MDC10 683K400A52P3 TUBE
0.082	12.2	6.05	11.0	7.75	160	MDC10 823K400A52P3 TUBE
0.10	12.2	6.05	11.0	7.75	130	MDC10 104K400A52P3 TUBE
0.12	12.2	6.05	11.0	7.75	110	MDC10 124K400A52P3 TUBE
0.15	12.2	6.05	11.0	7.75	85	MDC10 154K400A52P3 TUBE
0.18	12.2	6.05	11.0	7.75	70	MDC10 184K400A52P3 TUBE
0.22	12.7	9.0	23.0	10.7	58	MDC10 224K400A57Py TUBE
0.27	12.7	9.0	23.0	10.7	47	MDC10 274K400A57Py TUBE
0.33	12.7	9.0	23.0	10.7	39	MDC10 334K400A57Py TUBE
0.39	12.7	11.0	23.0	12.5	33	MDC10 394K400A58Py TUBE
0.47	12.7	11.0	23.0	12.5	30	MDC10 474K400A58Py TUBE

LEAD SPACING 15 MM

0.033	16.5	6.05	11.0	7.75	390	MDC15 333K400B53P3 TUBE
0.039	16.5	6.05	11.0	7.75	330	MDC15 393K400B53P3 TUBE
0.047	16.5	6.05	11.0	7.75	270	MDC15 473K400B53P3 TUBE
0.056	16.5	6.05	11.0	7.75	230	MDC15 563K400B53P3 TUBE
0.068	16.5	6.05	11.0	7.75	190	MDC15 683K400B53P3 TUBE
0.082	16.5	6.05	11.0	7.75	160	MDC15 823K400B53P3 TUBE
0.10	16.5	6.05	11.0	7.75	130	MDC15 104K400B53P3 TUBE
0.12	16.5	6.05	11.0	7.75	110	MDC15 124K400B53P3 TUBE
0.15	16.5	6.05	11.0	7.75	85	MDC15 154K400B53P3 TUBE
0.18	16.5	6.05	11.0	7.75	70	MDC15 184K400B53P3 TUBE
0.22	16.5	6.05	11.0	7.75	58	MDC15 224K400B53P3 TUBE
0.27	16.5	6.05	11.0	7.75	47	MDC15 274K400B53P3 TUBE
0.33	16.5	6.05	12.2	7.75	39	MDC15 334K400B55Px TUBE

630 VDC/220 VAC**LEAD SPACING 10 MM**

0.033	12.2	6.05	11.0	7.75	390	MDC10 333K630A52P3 TUBE
0.039	12.2	6.05	11.0	7.75	330	MDC10 393K630A52P3 TUBE
0.047	12.2	6.05	11.0	7.75	270	MDC10 473K630A52P3 TUBE
0.056	12.2	6.05	11.0	7.75	230	MDC10 563K630A52P3 TUBE
0.068	12.2	6.05	13.5	7.75	190	MDC10 683K630A54Px TUBE
0.082	12.7	11.0	23.0	12.5	160	MDC10 823K630A58Py TUBE
0.10	12.7	11.0	23.0	12.5	130	MDC10 104K630A58Py TUBE
0.12	12.7	11.0	23.0	12.5	110	MDC10 124K630A58Py TUBE
0.15	12.7	11.0	23.0	12.5	85	MDC10 154K630A58Py TUBE
0.18	12.7	11.0	23.0	12.5	70	MDC10 184K630A58Py TUBE

LEAD SPACING 15 MM

0.033	16.5	6.05	11.0	7.75	390	MDC15 333K630B53P3 TUBE
0.039	16.5	6.05	11.0	7.75	330	MDC15 393K630B53P3 TUBE
0.047	16.5	6.05	11.0	7.75	270	MDC15 473K630B53P3 TUBE
0.056	16.5	6.05	11.0	7.75	230	MDC15 563K630B53P3 TUBE
0.068	16.5	6.05	11.0	7.75	190	MDC15 683K630B53P3 TUBE
0.082	16.5	6.05	11.0	7.75	160	MDC15 823K630B53P3 TUBE
0.10	16.5	6.05	11.0	7.75	130	MDC15 104K630B53P3 TUBE

x = Number of leads per side, 3 or 4

z = Number of leads per side, 3, 4 or 5

y = Number of leads per side, 7 or 8