



POLYMER TANTALUM (KO CAP) SURFACE MOUNT COMPETITOR CROSS REFERENCE

KEMET

Tantalum ———— **T** ———— **ESR**

Series ———— **520** ———— **Lead Material**
 520 – Polymer, KO
 525 – Polymer, High Temperature
 530 – Polymer, Multiple Anode

Case Code ———— **B** ———— **Failure Rate**
 T/3528-12 X/7343-43
 B/3528-21 D/7343-31
 V/7343-20 Y/7343-40

Capacitance Code ———— **107** ———— **Rated Voltage**
 Expressed in pF Code
 First two digits specify significant figures.
 Third digit specifies number of zeros to follow.

————— **M** ———— **Capacitance Tolerance**
 M = ± 20%

————— **004** ———— **Rated Voltage**
 As Shown
 006 = 6.3V

————— **A** ———— **Failure Rate**
 A = N/A

————— **S** ———— **Lead Material**
 S = 100% Tin (Sn) Plated
 H = Standard Solder Coated
 T = 100% Tin (Sn) Plated

————— **E070** ———— **ESR**

EPCOS

Passive Component ———— **B** ———— **ESR Quality**
 9 = 180mm
 6 = 330mm

Tantalum Capacitor ———— **45** ———— **Case Code**

| Solder Plated | Type | KEMET |
|---------------|---------|-------|
| B45292R | Polymer | T520 |
| B45294R | Polymer | T520 |
| B45496R | Polymer | T530 |

Series ———— **296R** ———— **Capacitance Code**
 292R, 294R, 296R = Polymer 100% Sn

Voltage Code ———— **1** ———— **Rated Voltage**
 0 = 4V 2 = 10V
 1 = 6V 9 = 2.5V

————— **477** ———— **Capacitance Tolerance**
 M = ± 20%

————— **M** ———— **Case Code**

| Letter Code | P/N Code | T520 Equivalent |
|-------------|----------|-----------------|
| D | 4 | D/7343-31 |
| E | 5 | X/7343-40 |
| V | 4 | V/7343-20 |
| X | 4 | N/A |

————— **5** ———— **Capacitance Tolerance**
 M = ± 20%

————— **0** ———— **ESR Quality**
 0 = Standard
 1 = Premium

————— ***** ———— **ESR Quality**

AVX

Type ———— **TCJ** ———— **ESR in mΩ**
 TCJ – T525

Case Code ———— **A** ———— **ESR in mΩ**

Capacitance Code ———— **226** ———— **Rated Voltage**
 Expressed in pF Code
 First two digits specify significant figures.
 Third digit specifies number of zeros to follow.

————— **M** ———— **Capacitance Tolerance**
 M = ± 20%

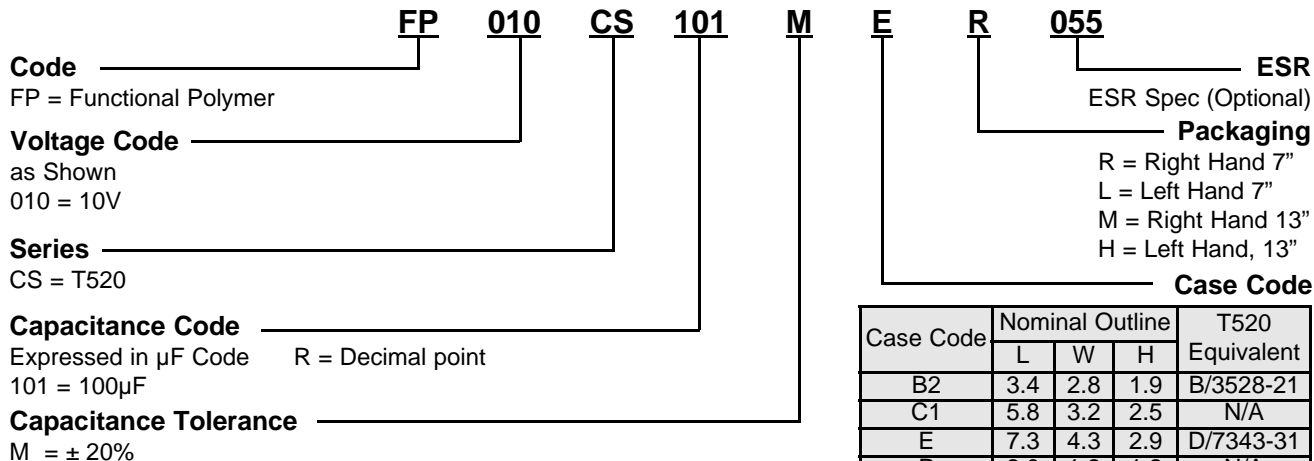
————— **004** ———— **Rated Voltage**
 002 = 2.5V 004 = 4V
 006 = 6.3V 010 = 10V

————— **R** ———— **ESR in mΩ**

————— **300** ———— **ESR in mΩ**

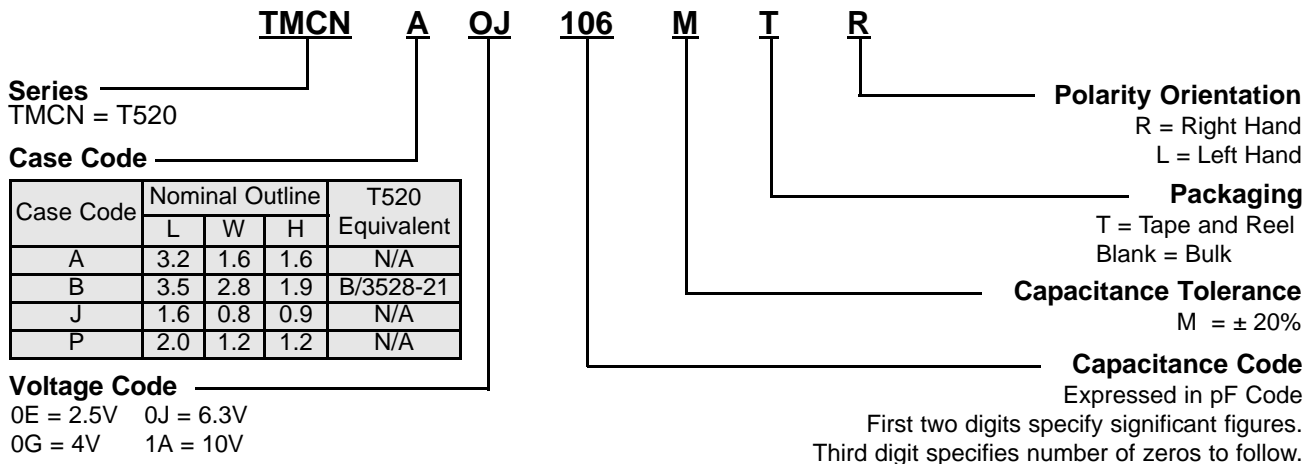
————— **300** ———— **ESR in mΩ**

FUJITSU

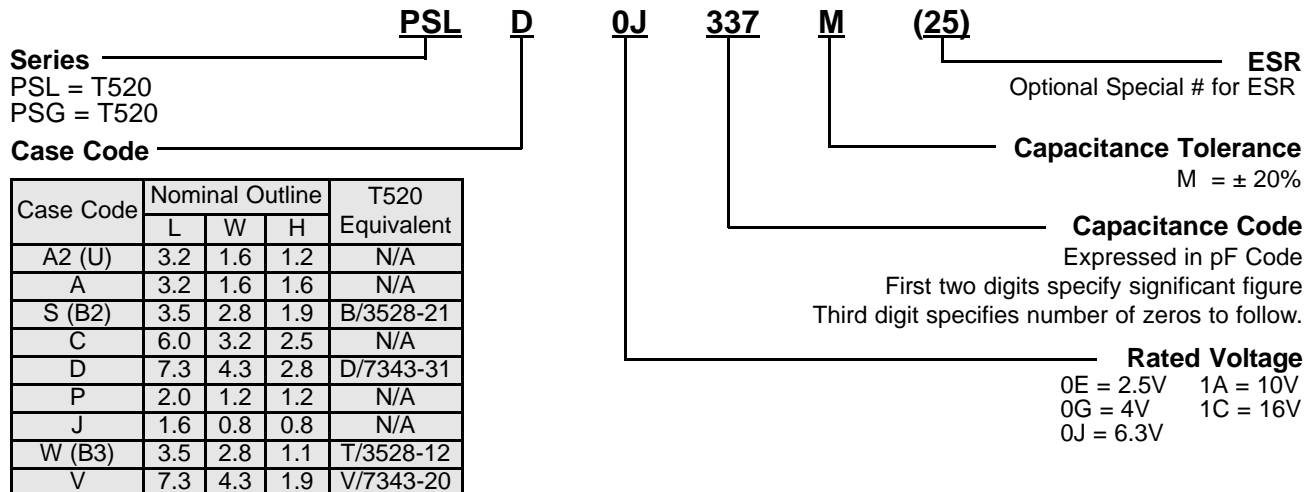


| Case Code | Nominal Outline | | | T520 Equivalent |
|-----------|-----------------|-----|-----|-----------------|
| | L | W | H | |
| B2 | 3.4 | 2.8 | 1.9 | B/3528-21 |
| C1 | 5.8 | 3.2 | 2.5 | N/A |
| E | 7.3 | 4.3 | 2.9 | D/7343-31 |
| P | 2.0 | 1.2 | 1.2 | N/A |
| E0 | 7.3 | 4.3 | 1.8 | V/7343-20 |

HITACHI



NEC/TOKIN



NIC

Series NTP 107 M 10 TR D (55) F

NTP = T520
NTP(ER) (Extended Range) = T525

Capacitance Code 107
Expressed in pF Code
First two digits specify significant figures.
Third digit specifies number of zeros to follow.

Capacitance Tolerance M
M = ± 20%

Rated Voltage 10
As Shown

Packaging TR
TR = Tape and Reel

Pb Free

ESR Code

Case Code

| Case Code | Nominal Outline | | | T520 Equivalent |
|-----------|-----------------|-----|-----|-----------------|
| | L | W | H | |
| P | 2.0 | 1.2 | 1.2 | N/A |
| A | 3.2 | 1.6 | 1.6 | N/A |
| A2 | 3.2 | 1.6 | 1.2 | N/A |
| B | 3.5 | 2.8 | 1.9 | B/3528-21 |
| B2 | 3.5 | 2.8 | 1.2 | T/3528-12 |
| C | 6.0 | 3.2 | 2.5 | N/A |
| D | 7.3 | 4.3 | 2.8 | D/7343-31 |
| J | 1.6 | 0.8 | 0.8 | N/A |
| V | 7.3 | 4.3 | 1.9 | V/7343-20 |

ROHM

Rohm only offers A case polymers at present time with no cross to KEMET for A case.

SANYO

2R5 TPB 330 M L

Voltage Code 2R5
2R5 = 2.5V
4 = 4.0V
6 = 6.3V
8 = 8.0V
10 = 10V

Series TPB
TPU = N/A Facedown
TPL = N/A Facedown
TPE = Lower ESR:
T520B, T520D, T520Y,
T520V
TPD = Higher Capacitance:
T530Y (2.5 to 10V
Lower ESR)
TPC = Low Profile:
T520T, V
(2.5 to 12.5V)

TQC = High Voltage:
T520B, T520V, T520D
(16V to 25V)
TPB = Standard: T520B,
T520D, T520Y (2.5V to
10V)
TH = 125°C: T525V,
T525D, T525Y

Special Code L

| Code | Supplement | Code | Supplement |
|------|----------------------------|------|---------------------------------------|
| C | TPB Series C Size | PC | C3 Size ESR 25mΩ max |
| L | D3L size | IC | ESR 18mΩ max |
| 5 | ESR 5mΩ max | ZB | B2 Size ESR 35mΩ max |
| 6 | ESR 6mΩ max | AZB | 85 CESR 35mΩ max |
| 8 | ESR 8mΩ max | A | TPB Series B2 Size 85°C |
| 9 | ESR 9mΩ max | V | TQC Series D2 Size ESR 45mΩ max |
| C | TPE Series ESR 12mΩ max | | |
| F | ESR 15mΩ max | | |
| I | ESR 18mΩ max | | |

Capacitance Tolerance
M = ±20%

Capacitance Code μF

| | | | |
|-----------|---------|-----------|-------------|
| 5.6 = 5RG | 22 = 22 | 82 = 82 | 470 = 470 |
| 6.8 = 6R8 | 33 = 33 | 100 = 100 | 680 = 680 |
| 8.2 = 8R2 | 47 = 47 | 150 = 150 | 1000 = 1000 |
| 10 = 10 | 56 = 56 | 220 = 220 | |
| 15 = 15 | 68 = 68 | 330 = 330 | |

UNITED CHEMI-CON/NIPPON

10 **PT** **107** **M** **D6** **TER**

Voltage as shown
 2R5 = 2.5V
 10 = 10V

Series
 PTB = T520
 PT = T520

Capacitance Code
 Expressed in pF Code
 First two digits specify significant figures.
 Third digit specifies number of zeros to follow.

Capacitance Tolerance
 M = ± 20%

Case Code

Packaging
 TER = 7" Reel, Right hand

| Case Code | Nominal Outline | | | T520 Equivalent |
|-----------|-----------------|------|-----|-----------------|
| | L | W | H | |
| P | 2.0 | 1.25 | 1.2 | N/A |
| A | 3.2 | 1.6 | 1.6 | N/A |
| B2 | 3.5 | 2.8 | 1.9 | B/3528-21 |
| D6 | 7.3 | 4.3 | 2.8 | D/7343-31 |
| D4 | 7.3 | 4.3 | 1.9 | V/7343-20 |
| D8 | 7.3 | 4.3 | 3.8 | X/7343-43 |

VISHAY

255D **227** **X0** **004** **D** **2** **T** **040**

Series
 255D = T520

Capacitance Code
 Expressed in pF Code
 First two digits specify significant figures.
 Third digit specifies number of zeros to follow.

Capacitance Tolerance
 X0 = ±20%

Rated Voltage
 As shown Example:
 004 = 4V
 6R3 = 6.3V

Case Code

Termination
 2 = Standard

ESR Value in mΩ

Packaging
 T = Right, 7" Reel
 W = Right, 13" Reel

| Case Code | Nominal Outline | | | T520 Equivalent |
|-----------|-----------------|-----|-----|-----------------|
| | L | W | H | |
| B | 3.5 | 3.5 | 1.9 | B/3528 |
| D | 7.3 | 4.3 | 2.8 | D/7343 |
| V | 7.3 | 4.3 | 1.9 | V/7343 |