

High Temperature (+200°C), High Voltage Radial Ceramic Cased Capacitors (C³)

VCR/VRR Series

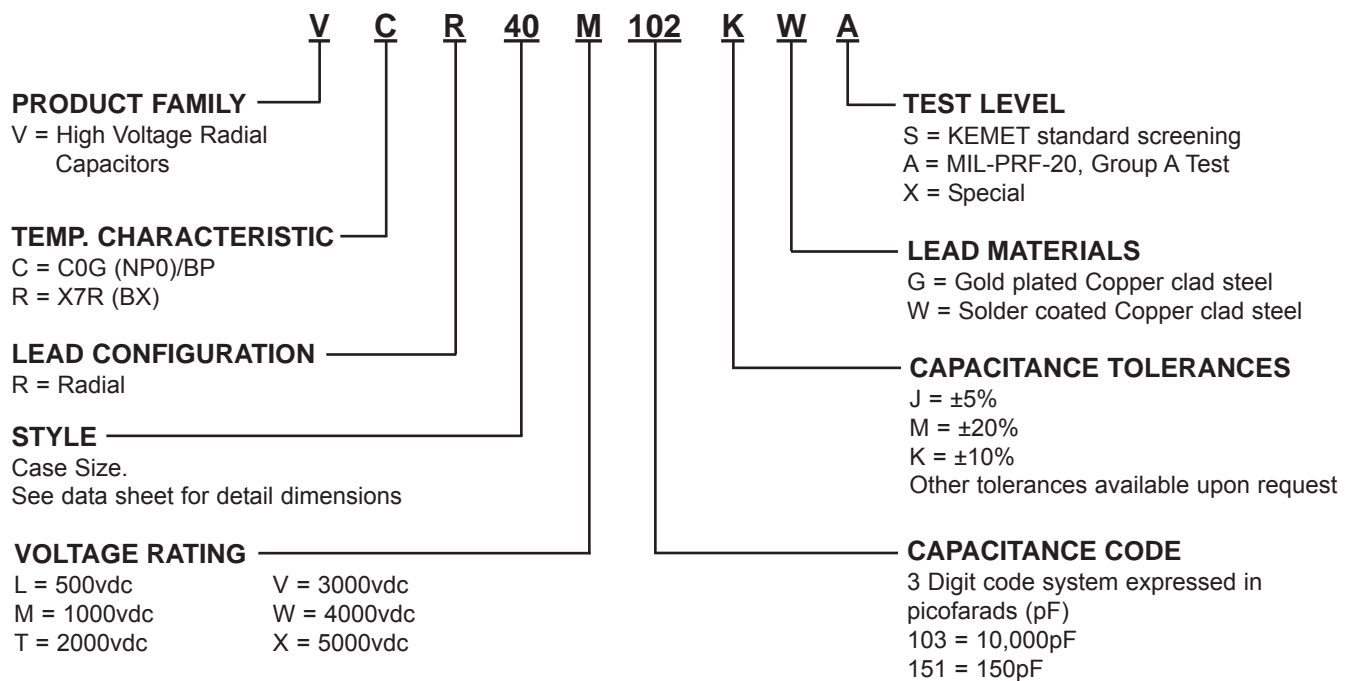
Ceramic cased capacitors, with a new, unique design concept which eliminates potential problems associated with conventional epoxy cased epoxy potted capacitors.

Major application is high voltage power supplies. High voltage capacitors are also utilized on high voltage meter multiplier and RF circuits.

INSTALLATION:

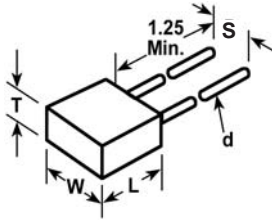
Parts should be soldered using a heat sink between the soldering point and the part using a soldering iron rated 18-30 watts. Remove all traces of flux or other contamination resulting from the soldering operation. An intermittent conducting path between the leads, at high voltage, could cause breakdown. Soldering temperature should not exceed +300°C.

PART NUMBER AND ORDERING INFORMATION



MARKING	EXAMPLE
Manufacturer's ID	KEC
Capacitance	106J
Voltage	500V
Date Code	123

RADIAL
All Dimensions
in Inches (mm)



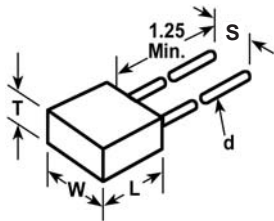
C0G DIELECTRIC

STYLE		07	40	50	60	70	80																				
L _{MAX}		.300 (7.62)	.350 (8.89)	.450 (11.43)	.550 (13.97)	.650 (16.51)	.750 (19.05)																				
W _{MAX}		.300 (7.62)	.400 (10.16)	.500 (12.70)	.600 (15.24)	.700 (17.78)	.800 (20.32)																				
T _{MAX}		.150 (3.81)	.275 (6.98)	.300 (7.62)	.375 (9.52)	.375 (9.52)	.375 (9.52)																				
S		.200 ± .015 (5.08 ± .38)	.300 ± .015 (7.62 ± .38)	.400 ± .015 (10.16 ± .38)	.500 ± .015 (12.70 ± .38)	.600 ± .015 (15.24 ± .38)	.600 ± .015 (15.24 ± .38)																				
d		.025 ± .002 (.635 ± .051)	.032 ± .004 (.813 ± .102)	.032 ± .004 (.813 ± .102)	.032 ± .004 (.813 ± .102)	.032 ± .004 (.813 ± .102)	.032 ± .004 (.813 ± .102)																				
Cap	Cap Code	WVDC		WVDC					WVDC					WVDC					WVDC								
		500	1k	2k	500	1k	2k	3k	4k	500	1k	2k	3k	4k	5k	500	1k	2k	3k	4k	5k	500	1k	2k	3k	4k	5k
10 pF	100																										
12	120																										
15	150																										
18	180																										
22	220																										
27	270																										
33	330																										
39	390																										
47	470																										
56	560																										
68	680																										
82	820																										
100	101																										
120	121																										
150	151																										
180	181																										
220	221																										
270	271																										
330	331																										
390	391																										
470	471																										
560	561																										
680	681																										
820	821																										
1000	102																										
1200	122																										
1500	152																										
1800	182																										
2200	222																										
2700	272																										
3300	332																										
3900	392																										
4700	472																										
5600	562																										
6800	682																										
8200	822																										
0.01 μF	103																										
0.012	123																										
0.015	153																										
0.018	183																										
0.022	223																										
0.027	273																										
0.033	333																										
0.039	393																										
0.047	473																										
0.056	563																										

High Temperature (+200°C), High Voltage Axial and Radial Ceramic Cased Capacitors (C³)

VRR Series

RADIAL
All Dimensions
in Inches (mm)



X7R DIELECTRIC

STYLE		07			40					50					60					70					80						
L _{MAX}		.300 (7.62)			.350 (8.89)					.450 (11.43)					.550 (13.97)					.650 (16.51)					.750 (19.05)						
W _{MAX}		.300 (7.62)			.400 (10.16)					.500 (12.70)					.600 (15.24)					.700 (17.78)					.800 (20.32)						
T _{MAX}		.150 (3.81)			.275 (6.98)					.300 (7.62)					.375 (9.52)					.375 (9.52)					.375 (9.52)						
S		.200 ± .015 (5.08 ± .38)			.300 ± .015 (7.62 ± .38)					.400 ± .015 (10.16 ± .38)					.500 ± .015 (12.70 ± .38)					.600 ± .015 (15.24 ± .38)					.600 ± .015 (15.24 ± .38)						
d		.025 ± .002 (.635 ± .051)			.032 ± .004 (.813 ± .102)					.032 ± .004 (.813 ± .102)					.032 ± .004 (.813 ± .102)					.032 ± .004 (.813 ± .102)					.032 ± .004 (.813 ± .102)						
Cap	Cap Code	WVDC			WVDC					WVDC					WVDC					WVDC					WVDC						
		500	1k	2k	500	1k	2k	3k	4k	500	1k	2k	3k	4k	5k	500	1k	2k	3k	4k	5k	500	1k	2k	3k	4k	5k	500	1k	2k	3k
330pF	331																														
390	391																														
470	471																														
560	561																														
680	681																														
820	821																														
1000	102																														
1200	122																														
1500	152																														
1800	182																														
2200	222																														
2700	272																														
3300	332																														
3900	392																														
4700	472																														
5600	562																														
6800	682																														
8200	822																														
0.01 μF	103																														
0.012	123																														
0.015	153																														
0.018	183																														
0.022	223																														
0.027	273																														
0.033	333																														
0.039	393																														
0.047	473																														
0.056	563																														
0.068	683																														
0.082	823																														
0.10	104																														
0.12	124																														
0.15	154																														
0.18	184																														
0.22	224																														
0.27	274																														
0.33	334																														
0.39	394																														
0.47	474																														
0.56	564																														
0.68	684																														
0.82	824																														
1.0	105																														
1.2	125																														